

# News 2020

Outdoor



**LEDS C4**





# Moal




Moal is an outdoor collection with a contemporary and timeless design that is made of cement. It consists of a head and a body that comes in two sizes. Thanks to this, you can create pieces that can be used as furniture, and at the same time light up spaces in an intriguing and warm way. Ideal for terraces and gardens in hotels, restaurants or residences. Moal creates pieces that have real presence and that play with light and shade.







# Row



This collection of Deco Tech bollards perfectly combines high light flow LED solutions and contemporary design. To ensure the luminaire's maximum integration into the space, Row is manufactured in cement to blend in as much as possible with the exterior architecture.



# Invisible



This collection features minimalist luminaires composed of lightweight, long and cylindrical structures with a rounded head that can tilt 360°. The luminaires are available in various heights with a black finish, which emphasises their invisible character, focussing attention on the lighting.





# Juncus



Minimalist in design, with a brown finish and versatile height instalment, this collection blends perfectly into any landscape. Its zoom lens, concealed in the light's cylindrical structure, enables manual adjustment of the light beam to achieve high visual comfort.




# Zigzag



Lamp post with a contemporary design in a zig-zag shape that is designed to blend in with its surroundings as much as possible. It ensures excellent visual comfort thanks to its shape and because the LED is located underneath the lamp. It includes an adjustable driver that can be used to adjust the intensity of the light depending on the requirements of each space.








## Taglio Surface

The Surface version is a new member to the Taglio family. Surface mounting the luminaire allows the Designer to fully integrate it into the local architecture. Its compact and low-height design achieves minimalist looks, while providing light with high visual comfort. Thanks to its L-shape design, it can be mounted bi-directionally or at the bottom of a wall at floor level, to light the area without causing obstruction.






# Afrodita Infinite



The linear wall light range, Afrodita Infinite maintains the essence of the Afrodita collection. However, it also represents the evolution and expansion of the collection towards the use of lights in architecture. It has a minimalist and inclusive design making it ideal for lighting up and emphasising entrance areas or hotel and residence walls.





With its rectangular and narrow shape, this linear light can be joined together to create an infinite effect. The light can also be adjusted. You can choose either dual or single emission, with single or dual luminous flux, and you can also regulate the intensity of the light thanks to the adjustable driver, which is included.







# Blade



Collection of indirect light projectors that can be installed on walls, ceilings or floors. Blade boasts a sober and elegant design and a flat body that produces a wide halo of light. It can light up walls and façades anywhere you want to enhance architectural and elegant aesthetics. It is available in two sizes - the larger size can be adjusted via the enclosed driver.



# Max




Max is the most modular collection in the LEDS C4 outdoor range. Thanks to its compact and elegant design, it can be used for a wide range of applications on walls, floors and ceilings and it has a number of different options thanks to the wide variety of filters, lenses and the types of LEDs used. It stands out thanks to its high performance; IK10, IP65, CRI90 and a UGR of <12. Max has been given a special treatment which makes it suitable for installing even in places that are close to the sea.







The ceiling downlight and the inground recessed versions are available in 3 formats as a solution to all your lighting needs in places like terraces or office, hotel or residential porches. The spotlight is available with a yoke for elevated use and without a yoke to produce grazing light. It can also be fitted with a visor for increased visual comfort and a spike for ground installation.







The wall lamp, with single and dual emission features, can also be installed indoors thanks to its compact and elegant design. Max collection offers 3 different colour temperatures and 4 different beam angles allowing its adaption to all types of projects. You can also fit it with a honeycomb and with scattered, oval or square light filters.



**LEDS C4 S.A**

Afores s/n 25750 Torà  
Lleida, Spain  
(+34) 973 468 100

[leds-c4.com](http://leds-c4.com)